




UCLA RESEARCHERS AND COMMUNITY COLLEGE PRACTITIONERS
PARTNERING FOR EQUITY-FOCUSED CHANGE

LT2 CONVENING #1 at UCLA MOORE HALL

MARCH 6 & 7, 2026

ICEBREAKER | Meet & Greet!

- As you move around the room, find someone you don't know and share either a photo you saved on your phone OR an app that you find particularly useful.
- When the music stops, it is time to move to the next person!



Welcome to Learning Together

- Dr. Lynn Kim John, Director, Center X
- The LT2 Team




Baseline Survey

We'd love to hear from you as we begin this partnership.

This quick 3-5 minute survey will help us understand:

- Your expectations for the Learning Together partnership
- Your college's problem of practice
- The skills and knowledge you hope to gain



AGENDA: DAY ONE

March 26 | 11am - 5pm

11am	Inclusion Activity: Meet & Greet
11:15am	Introductions/Outcomes/Norms Housekeeping An Overview of Learning Together
11:45am	Problems of Practice: Reflection and Discussion
12:15pm	Lunch
12:45pm	PoP Poster, Draft 1
1:45pm	Reading: LT1 SVP Reports
2:30pm	GCC's LT1 Story
3:15pm	Break
3:30pm	Root Cause Analysis: The Five Whys
4:15pm	PoP, Draft 2 and Presentations
4:45pm	Day 1 Assessment, Saturday Preview
6pm	Dinner at Plateia, Luskin Center
7pm	Volleyball game – UCLA vs. USC, Pauley Pavillion



Convening Outcomes

- Be open to new and different ideas.
- Develop equity and student-centered leadership skills.
- Build a UCLA-CC Community of Practice around sustained inquiry.
- Outline next steps and timeline for LT2.

Norms

- Be flexible.
- Engage intentionally.
- Stay curious.

Problem of Practice: Reflect & Discuss

- Read the in-take form for your college (in your folder).
- Discuss the in-take with the members of your team.
- What ideas surface for you about the problem of practice that was described? What questions arise?

Lunch



Tina Christie

Dean of the School of Education
and Information Studies



Megan Franke

Vice Chair of Professional
Programs; Professor

PoP Poster | Draft #1

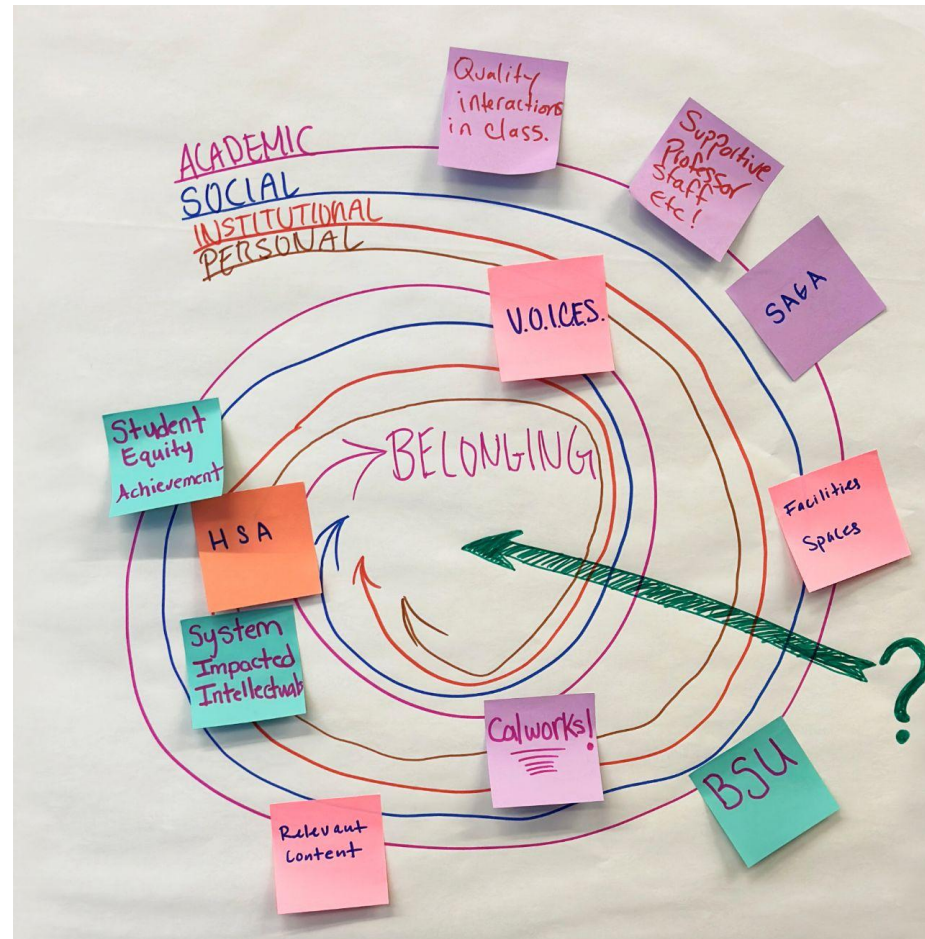
- Work with the other members of your team to create a poster that represents your chosen problem of practice.
- You'll have the opportunity to work on it again this afternoon.
- Be prepared to share the poster with everyone later today.

LT1 Student Voice Project Briefs

- Read the SVP Report.
- Discuss the report with the members of your team. What are some of your takeaways?
- What are your hopes for how your team and college can benefit from the data collection process?
- What questions do you have about the research structure and process that the LT research team will conduct at your college?

Pierce+GCC | CHC+Valley | PCC+PCC

GCC's Learning Together Story



Root Cause Analysis | The Five Whys

- Review your 5 Whys protocol to develop inquiry questions related to the Student Voice Project.
- Focus on areas of inquiry related to your Problem of Practice.
- The LT team is here to help!

PoP Poster | Revise and Share

- Do you want to make any revisions to the poster you created?
- Be prepared to share.

Steps:

1. Half of your team will present while the other half will visit the posters from the other two colleges.
2. When done, you'll switch (presenters will become visitors and visitors will become presenters)
3. Do you have any questions, comments, or suggestions for the presenters from the other colleges?

Day One Assessment & Preview of Day 2

- On an index card provided, briefly answer these three questions:
 1. What supported your learning today?
 2. What can we do differently to better support your learning tomorrow?
 3. Anything else?
- Have someone on your team use separate index card to tell us where you would like to store LT resources.
- Tomorrow - identifying your leadership style, conducting research, working with the LT team, and more!

AGENDA: DAY TWO

March 7 | 9:00am – 5:00pm

	Breakfast at The Inn
9:00	Inclusion Activity – Sharing Your Leadership Style
9:30	Leading Change
10:45	Dr. Cecilia Rios Aguilar: Current SVP Research
11:15	Break
11:30	Team Time with LT Team
12:00	Reading Activity
12:45	Lunch
1:15	Research Planning
1:45	Identifying Campus Resources
2:15	Next Steps
3:00	Assessment of Day Two/Closing

Activity: What Represents Your Leadership Style?

- Quickly choose an object.
- Think about the object - its shape, weight, color, and/or function.
- How does that object represent your leadership style - as a manager, faculty, or Classified staff?
- Be prepared to share your thoughts with the others at your table.

Leading Change

Developing a Leadership Identity

- **Goal:** Explore your identity as a transformational leader and surface experiences in leading change
- **Outcome:** Have effective conversations around identity and change



What is important in leading for change?

Leading Change

Card Sort and Shuffle

- **What:**

A strategy for identifying implications of assumptions about a topic

- **Why:**

Provides an inclusive way to share and hear all voices in the room

Leading Change

Card Sort and Shuffle

- Individually, on a 3X5 card complete the prompt: “**Leading for change is...**”
- At the signal, each table group will collect their cards and pass to another group. One person at the table will shuffle the cards, select one to read, and then **dialogue**, exploring possible assumptions and implications of that statement.
- Repeat the process at each signal.

Leading Change

Stems of Connection for Dialogue

1. Yes...and...
2. Another perspective might be...
3. To add to your thinking...
4. Considering this from another angle...
5. Another idea to put on the table is....

Leading Change

Debrief

What are you now discovering about what is important in leading for change?

Who might you need to be as a leader of change?

Share with a partner.

Dr. Cecilia Rios Aguilar: Current SVP Research



Professor and Chair of
UCLA Department of Education

Team Intros

- Take some time to meet with your LT researchers and coaches.

Reading Time

- The LT team has chosen a reading for each college based on their problem of practice.
- Take time to read the article and discuss it with your team.

Research Planning

The LT2 Research Team:

- Daniela Amaya
- Estrella Gutierrez
- Claudia Castruita
- Richard Serrato
- Sam Liu

Identifying Resources to Support Research

- What are some questions related to your PoP that you are interested in answering?
- What institutional data inform your work?
- Who on your campus supports (or should support) this work?
- Where will you store your resources?
- How will you disseminate your work and findings?

Looking Ahead: Planning and Timeline

- Please complete timeline
 - [Crafton Hills](#)
 - [Pierce](#)
 - [PCC](#)
- What support do you need from the LT team?

Day Two Assessment/Closing

Take an index card and answer the questions below:

1. Over the past two days, what activity or activities did you find most useful?
2. Was there anything that you found not useful or confusing?
3. Are you clear about the next steps that you and the members of your team are going to take?
4. If not, how can the LT team help?